



HM Prison &
Probation Service

Overview of the discrete units within the HMPPS Directorate of Security

Version 5

January 2022

Contents

Part A: High Security p3

Close Supervision Centres

The Step Unit – HMP Full Sutton

The Bridge – HMP Whitemoor

High Secure Unit – HMP Belmarsh

Mulberry Unit – HMP Wakefield

Personality Disorder Units p13

- Westgate Unit Personality Disorder Treatment Service – HMP Frankland
- Fens Unit – HMP Whitemoor

Psychologically Informed Planned Environments (PIPE) p18

- HMP Frankland – Progression PIPE
- HMP Long Lartin – Preparation PIPE
- HMP Whitemoor – Progression PIPE

Separation Centres p26

Youth p29

Part B: Long Term (Category B) p32

HMP Swaleside

- Pathways Service: Provision PIPE
- Pathways Service – Swaleside Outreach service (SOS)
- Pathways Service – Treatment Service
- Bravo Wing

HMP Gartree

- Progression PIPE
- TC
- TC+

HMP Garth

- Building Hope Unit
- Beacon
- RSU

Part C: Segregation Units p50

Part A: High Security

Close Supervision Centres	
Address	HMP Woodhill, HMP Full Sutton, HMP Wakefield, HMP Whitemoor, HMP Manchester.
Description of service:	<p>The overall aim of the CSC system is to remove the most significantly disruptive, challenging, and dangerous prisoners from ordinary location, and manage them within small and highly supervised units; to enable an assessment of individual risks to be carried out, followed by individual and/or group work to try to reduce the risk of harm to others, thus enabling a return to normal or a more appropriate location as risk reduces. Referrals will be submitted following a single serious incident, on-going or escalating serious violence, or when prisoners have not responded to attempts to manage those using existing processes.</p> <p>Prisoners referred to, and located within, CSC units will often present with a range of complex and diverse behavioural, psychological, mental health, or security needs, and the decision to re-locate a prisoner to the CSC system is designed to provide an opportunity:</p> <ul style="list-style-type: none"> • To identify risks and develop risk management and risk reduction strategies for prisoners through psychological services which are supported by the wider environment and regime; • To diagnose and provide support and intervention for prisoners with mental health needs, referring on to suitable treatment providers where necessary; • To encourage prisoners to address their disruptive and anti-social behaviour; • To work with prisoners to motivate them to address their offending and/or custodial behaviour; • To provide long term containment for those prisoners whose actions pose a significant threat to the safety of others, and/or the good order or discipline of an establishment; • To disrupt an individual prisoner’s activities where the activities are judged to pose a significant risk to others or the good order of the establishment, including where the risk has not materialised but is evidenced by substantial intelligence; • To stabilise factors relevant to risk, evidence a reduction in risk, and prepare for a return to normal location where the provision of Close Supervision is no longer required. <p>It should be noted that any one or more of the aims detailed above will relate to different prisoners at different times during the CSC process.</p>
Delivery Partners	HMPPS, NHS England Healthcare Trusts (for mental health input and primary care; provision slots into the wider prison arrangements with the exception of HMP Woodhill who have specific CSC mental health service/nurses, and HMP Manchester, who have a specialist

	<p>commissioned Clinical Psychology service provided by Greater Manchester West NHS Trust in addition to generic mental health input from the prison provider).</p> <p>NHS England OPD provision is in HMP Full Sutton.</p>
Number of places	<p>HMP Wakefield: 12 (4 assessment spaces).</p> <p>HMP Woodhill A wing: 10 (including assessment spaces).</p> <p>HMP Woodhill B wing: 8.</p> <p>HMP Manchester: 6.</p> <p>HMP Whitemoor: 10.</p> <p>HMP Full Sutton: 10.</p> <p>Designated R46 cells are located in HMP Wakefield, HMP Frankland, HMP Long Lartin, HMP Full Sutton, HMP Belmarsh and HMP Whitemoor segregation units (two cells in each). Other cells in high security segregation units can be temporarily designated under exceptional circumstances.</p>
Residential or non-residential	Residential.
Entry Criteria	<p>A prisoner may be referred to the CSC if any one or more of the following are evident:</p> <ul style="list-style-type: none"> • Demonstrating repeated or escalating violence towards others; • Carried out, or orchestrated, a single serious or significant act of violence or disorder, e.g. hostage taking, murder, attempted murder, serious assault, concerted indiscipline etc.; • Causing significant day-to-day management difficulties by undermining the good order of the establishment i.e. through bullying, coercion, intimidation, threats, regime disruption and subversive activity. Involvement in such activities may not always be overt but be supported by significant intelligence indicating that individual's involvement; • Seriously threatening and/or intimidating behaviour, directed at staff and/or prisoners; • A long history of disciplinary offences indicative of persistent problematic behaviour; • Repeated periods of segregation under Prison Rule 45 - Good Order or Discipline; • A continuous period of segregation exceeding 6 months (3 months for non-high security prisons) due to refractory behaviour; • Failure to respond to attempts to manage his risk and behaviour using existing processes, and his risk to others or the safe operation of an establishment is deemed to be significant. • Threatening to demonstrate behaviours that are significantly dangerous to others, and where there is evidence that deems that risk / threat credible, and as such they are unsuitable to be

	<p>managed on normal location or long term in a segregation environment;</p> <p>Referrals are considered by the Central Management Group and decisions made whether to accept a prisoner into CSC for a four month period of assessment by CSC Management Committee. Details of CSC referral and selection processes are found in PSI 42/2012.</p>
Catchment Area	Any prisoner nationally who meets the criteria.
Treatment /Intervention offered	<p>Bespoke multi-modal therapy from Forensic and Clinical Psychologists and commissioned mental health staff. Forensic Psychological/HMPPS-driven multidisciplinary interventions include:</p> <ul style="list-style-type: none"> • Psychoeducation/PD awareness; • Motivation and Engagement; • Dialectical Behaviour Therapy (DBT) informed therapy; • Schema focused / informed therapy; • Cognitive Behavioural Therapy / informed intervention
Approximate length of intervention	No set time period; prisoners remain in CSC until considered safe enough to progress out of the system.
Contact Details	<p><u>Referral and general queries:</u></p> <p><i>Functional mailbox:</i> [REDACTED]</p> <p>CSC Operational Lead: [REDACTED]</p> <p>CSC Clinical Lead: [REDACTED]</p>

The STEP Unit – HMP Full Sutton	
Address	HMP Full Sutton, Moor Lane, Full Sutton, York, YO41 1PS
Description of service:	Re-integration from long term segregation – Supporting transition, enabling progression
Delivery Partners	HMPPS
Number of places	The STEP is a mixed 16 bed unit, with space for 10 residents and 6 peer mentors.
Residential or non-residential	Residential
Entry Criteria	<p>An individual will be eligible for referral to The STEP if they:</p> <ul style="list-style-type: none"> • have been in segregated conditions for 30 days or more, and other options/attempts to move them out of segregated conditions have failed. • have been provided with the opportunity to move to a main location on at least two separate occasions, and have declined, or their behaviour has meant that such a transfer was not possible. • are identified prior to 30 days segregation, as someone likely to remain in segregated conditions for a protracted period of time, without specific intervention. • are willing to transfer to The STEP Unit and sign up to the conditions of success. They need to be willing to engage in discussion about goals and progression. • have an unlock level that will allow them to actively participate in the regime (i.e. attend work, groups, associate with staff and other prisoners). Maximum 2 officer unlock.
Catchment Area	Referrals accepted from Segregation Units from across the LTHSE.
Treatment/ Intervention offered	<p>The STEP offers individuals the opportunity to leave segregation and progress with their sentence in a constructive way.</p> <p>The STEP stands for Supporting Transition, Enabling Progression. It is designed to offer support through a purposeful regime which requires engagement with staff, peers, and peer mentors. The STEP provides a safe and enabling environment to support re-integration and progression.</p>

	<p>The STEP objectives are to:</p> <ul style="list-style-type: none"> • To reduce the length of stay in segregated conditions. • To provide a rehabilitative culture which develops hope, optimism, and future orientation. • To adopt a trauma informed service. • To improve quality of life, and lessen the potential negative effects of seclusion, through increased opportunities for control, social interaction, and an enriched regime. • To identify barriers to progression and change, and to develop means by which to address these. • To enable transfer to an appropriate location. • To increase engagement with staff and sentence planning. • To provide an Enabling Environment. <p>Residents of The STEP will have an individual support plan, which will be reviewed on a regular basis by the resident and a multi-disciplinary team. This will include key information and short term goals for the resident to work towards, which will assist them in their re-integration and working towards their longer term goals (e.g. PD services, mainstream intervention, residing on a main location etc). The regime will include opportunities such as education, arts/crafts, cooking, yoga, chaplaincy, library and gymnasium.</p>
<p>Approximate length of intervention</p>	<p>The expectation is that residents would be on The STEP no longer than six to twelve months. Reviews will be held to determine if the resident requires longer on the unit, if this is considered necessary a specific plan will be put in place to support the individual in progressing off the unit.</p>
<p>Contact Details</p>	<p>Operational Lead: [REDACTED]</p> <p>Clinical Lead: [REDACTED]</p> <p>Functional mailbox: [REDACTED]</p>

The Bridge – HMP Whitemoor	
Address	HMP Whitemoor, Longhill Road, March, PE15 0PR.
Description of service:	The purpose of The Bridge is to enable long term segregated prisoners an opportunity to work towards progression out of segregated conditions. The unit will provide a supportive, psychologically and trauma-informed environment to support the progression and re-integration of residents. The principle behind the Bridge Unit is to address barriers to progression, through a robust care and management approach, opportunities for gradual re-integration, engagement in 'regime' activities, collaborative working and development of relationships with staff in a supportive environment. The focus within The Bridge will be on progression planning and re-integration, with the ultimate aim of reducing the length of time that men spend in segregated conditions.
Delivery Partners	HMPPS
Number of places	12 + 1 peer support
Residential or non-residential	Residential.
Entry Criteria	<p>The Bridge is for individuals:</p> <ul style="list-style-type: none"> • Who have been in segregated conditions for 30 days or more • Who have attempted to move out of segregation but this has not worked for them • Who are likely to remain in segregation for more than 30 days, without specific help • Who want to go to The Bridge • Who may not be ready to take part fully in the regime but are open to this in the future • Who have an unlock level that allows them to take part in the regime (max two officers) • Who will not benefit from other discrete units (e.g. CSC)
Catchment Area	Long Term High Secure Estate
Treatment/Intervention offered	<ul style="list-style-type: none"> • Structured sessions; • Socially creative sessions; • Key worker sessions.
Approximate length of intervention	1 year
Contact Details	The Bridge Functional Mailbox- [REDACTED]

High Secure Unit (HSU)/Special Secure Unit (SSU) – HMP Belmarsh	
Address	HMP Belmarsh, Western Way, Thamesmead, London, SE28 OEB
Description of service:	<p>The unit houses sentenced and unsentenced men. The unit operates in one of two ‘modes’ depending on the highest escape risk classification among the men residing there: a High-Secure Unit (HSU) or Special Secure Unit (SSU)</p> <ul style="list-style-type: none"> • In HSU mode the unit predominantly houses Category A prisoners classified as <i>High</i> Escape Risk. This includes unsentenced men provisionally categorised in this way. In addition, men requiring additional physical security measures or with other complex needs may be housed on the unit. • In SSU mode, the unit houses at least one Category A prisoner classified as <i>Exceptional</i> Escape Risk, in addition to those above.
Delivery Partners	The unit is operated by HMPPS.
Number of places	There are 12 cells on each of the 4 spurs and a dedicated Segregation/Care & Separation Unit.
Residential or non-residential	Residential.
Entry Criteria	Allocation decisions are made by the Directorate of Security Category A Team on a case by case basis. HMP Belmarsh’s Governor is also able to allocated prisoners onto the HSU.
Catchment Area	National.
Treatment/Intervention offered	<p>Men have access to some educational, chaplaincy & fitness activities, alongside healthcare provision.</p> <p>The HSU/SSU is not a treatment or progression unit per se. There is the expectation that most men will be transferred, providing it is considered safe to do so, to dispersal or treatment sites where they can access mainstream accredited and/or OPD treatment. Psychological intervention is available but when this takes place the focus is more often than not on Motivation & Engagement or a bespoke intervention where required.</p>
Approximate length of intervention	The HSU/SSU is not a treatment site. Progression from the unit is dependent on individual risk, need and sentence planning targets.
Contact Details	<div style="background-color: black; width: 100%; height: 20px; margin-bottom: 5px;"></div> <div style="background-color: black; width: 100%; height: 20px; margin-bottom: 5px;"></div> <div style="background-color: black; width: 100%; height: 20px; margin-bottom: 5px;"></div> <div style="background-color: black; width: 100%; height: 20px; margin-bottom: 5px;"></div>

Mulberry Unit- HMP Wakefield	
Address	HMP Wakefield Love Lane Wakefield WF2 9AG
Description of service:	The Mulberry Unit is a service designed for prisoners with a diagnosis, or a likely diagnosis, of autism, whose clinically relevant traits result in their inability to reside within main location and / or meaningfully engage with any identified progression pathway.
Delivery Partners	HMP Wakefield Healthcare provision in line with the establishment (including CARE UK)
Number of places	12.
Residential or non-residential	Residential.
Entry Criteria	<p>Any referral to the Mulberry Unit requires information focused on two key elements :</p> <ul style="list-style-type: none"> a) A diagnosis of autism, including the referral team having sight of the diagnostic report. It is acknowledged that autism diagnoses are relatively infrequent. In instances where there is no existing diagnosis, all information / reports detailing why autism is being considered will be requested by the referral team at the Mulberry Unit. Also, the team may ask for certain screening assessments to be completed by the sending establishment to assist with decision making. b) Behavioural information specifically detailing the nature of the prisoner's inability to locate on mainstream location for sustained periods and / or meaningfully engage with any identified progression pathway. This will include details as to the specific nature and severity of the behavioural difficulties experienced by the prisoner / observed by the staff at referring establishment. <p>Prisoners must meet both elements of the referral criteria to be considered by the multidisciplinary referral team at the Mulberry Unit. In addition, all criteria for LTHSE must also be met in order to secure location at Mulberry Unit HMP Wakefield. It is broadly accepted that the men located within the Mulberry Unit will have a variety of complex and challenging psychological, behavioural and emotional demands and co-morbid mental health needs requiring a bespoke specialist service.</p> <p>The Mulberry Unit will accept referrals from any source including prisoners themselves, Keyworkers, Prison Offender Managers (POM), wing staff, psychologists and healthcare staff. In all cases the prisoner must be aware of the referral being made and have provided consent for the referral to be made. There is no discrimination made between men convicted of offences of a sexual and / or a violent nature. No assumptions as to suitability for the Mulberry Unit are made on the basis of ethnicity, race, disability, social background, or sexual orientation.</p>
Catchment Area	LTHSE national resource


Treatment/ Intervention offered	<p>The aims of the Mulberry Unit are</p> <ul style="list-style-type: none"> • a reduction in repeated and / or prolonged periods of segregation for each of the men who go through the service • a reduction in risk associated with behavioural symptoms associated with autism • the reintegration of each of the prisoners into mainstream prison wings/ mainstream regime and / or access to appropriate specialist services • improved psychological health, wellbeing, stability and pro-social behaviour for each of the men in the service • improved links with specialist services, including within high and medium secure health services • equivalence of progression opportunity for prisoners with autism <p>It is hoped that the Mulberry Unit can offer an alternative environment in which these particularly complex men will be offered the opportunity to develop understanding of their condition, its symptoms and resultant behaviours, and, with support, develop ways of managing these with a view to progressing to main location and / or identifying specialist service provision with the relevant health partners. In turn, this will offer those located on the Mulberry Unit equality of opportunity in terms of managing and reducing risk and progressing through their prison sentence.</p> <p>Whilst located on the Mulberry Unit, prisoners will have access to a structured regime focused on relationship building with the team and other prisoners located on the unit. Their individualised timetable will offer a number of options, both on the unit itself and within the wider establishment (subject to risk / needs assessment), from which prisoners can choose on a weekly basis. Timetabled activities may include, group discussions, games sessions, psychosocial sessions, employment / educational activities, horticultural activities, exercise activities, religious observance, shared reading sessions, creativity sessions and music groups.</p>
Approximate length of intervention	<p>It is anticipated that a prisoner will remain located on the Mulberry Unit for a maximum 18/24 months dependent on individual need.</p> <p>The Mulberry Unit sits within the LTHSE and forms part of the Pathways To Progression framework. It is anticipated that the avenues for onwards progression for those prisoners located on the Mulberry Unit will likely also sit within the Pathways to Progression remit. Progression opportunities through the prison estate, including re-categorisation opportunities, and also referral to specialist services outside of the prison estate will be considered as part of the progression review processes.</p>
Contact Details	<p>Operational Leads: [REDACTED]</p> <p>Clinical Lead : [REDACTED]</p>

Personality Disorder Units

Westgate Personality Disorder Treatment Service – HMP Frankland	
Address	HMP Frankland, Brasside, Durham, DH1 5YD
Description of service:	The Westgate Unit delivers assessment and treatment of high risk adult male offenders with complex personality. Its focus is to reduce the risk of serious harm presented by this group by via targeting an individual’s areas of need and with consideration to the individual’s personality and experience of trauma. The aim is also to enhance the quality of life of service users whose complex needs often result in daily challenges. Adopting a multi-disciplinary approach, the clinical framework is informed by an integrated model, including psycho-social, CBT, CFT and DBT approaches. The service employs specially trained clinicians and prison officers.
Delivery Partners	Ministry of Justice, the Department of Health, Her Majesty’s Prison Service and the National Health Service
Number of places	65
Residential or non-residential	Residential
Entry Criteria	<ul style="list-style-type: none"> • Category A and B prisoners requiring high secure conditions, or have complex needs that require more intensive treatment than that offered within lower category establishments within the OPD pathway. • Considered to have a “complex personality”, as defined by the presence of personality disorder diagnoses and/or the presence of various personality traits which in combination render an individual as complex and for whom mainstream interventions and regimes have been/ or are likely to be insufficient. • Be at high risk of re-offending (measured by variety of structured assessments). • A link between personality complexity and the offences committed (assessed by combination of offence analysis and clinical developmental history). • The case is managed by the National Probation Service (NPS). • Individuals must be aware of the referral and willing to transfer into the service.
Catchment Area	National catchment area with a focus on North of England. There is also a focus of Category A and B prisoners requiring high secure conditions, those located in Close Supervision Centres and Segregation Units and those who have previously met criteria for Managing Challenging Behaviour Strategy.
Treatment/ Intervention offered	A variety of interventions are offered on a group/ individual basis: <ul style="list-style-type: none"> • Considering Change (motivational intervention)

	<ul style="list-style-type: none"> • Understanding Personality (psycho-education intervention) • Mindfulness • Understanding Change & Making Change (replacing Chromis Enabling Change) • Social Competence • Relationships and Intimacy • Dialectical Behaviour Therapy (DBT) • Cognitive Behaviour Therapy (CBT) • Compassion Focussed Therapy (CFT) • Eye Movement Desensitisation and Reprocessing (EMDR) • Understanding Sexual Behaviour • Progression Maintenance Programme • Mental Health support sessions • Occupational Therapy sessions • Substance Misuse Service (SMART, Acupuncture, Guided Visualisation) <p>The service also offers a range of therapeutic activities/creative sessions within the regime that aim to increase engagement, psychological well-being, offer opportunities to develop and practice skills, enhance relationships, and promote pro-social behaviour.</p>
Approximate length of intervention	This varies according to each individual, but on average people spend between 5 and 7 years.
Contact Details	Clinical Lead: [REDACTED] Tel: [REDACTED] Website Link: [REDACTED] [REDACTED] Email: [REDACTED]

The Fens Offender Personality Disorder Service – HMP Whitemoor	
Address	HMP Whitemoor, Longhill Road, March, PE15 0PR.
Description of service:	The service aims to assess and treat offenders who are at high risk of sexual and violent offending as a consequence of their history of trauma and neglect. Treatment is aimed at reducing the prisoners' risk by directly addressing offending behaviours and also enabling the prisoners to resolve underlying trauma and difficulties arising from early attachments that impact significantly on their risk. As such, treatment has the dual objective of reducing risk whilst improving mental health.
Delivery Partners	Operational staff and managers are directly employed by HMP Whitemoor. All clinical staff (including clinical, counselling and forensic psychologists, psychiatrists, nurse therapists and psychotherapists) are employed by Cambridgeshire & Peterborough NHS Foundation Trust. Physical health needs are met by Northampton Foundation Trust.
Number of places	70 (65 assessment/treatment and 5 progression).
Residential or non-residential	Residential.
Entry Criteria	<ul style="list-style-type: none"> • Be at high risk of re-offending (measured by RM 2000, VRS, VRS-SO, HCR-20 and SARN); • Have no other treatment options available to them in prison; • Must not be appealing against conviction or denying offence; • Be willing to work collaboratively within a setting which treats people who have committed sexual offences alongside those who haven't • Have not learned to manage emotions effectively; • Have a history of trauma and neglect
Catchment Area	Southern part of the UK but will take nationally in exceptional circumstances.
Treatment/Intervention offered	<p>Treatment is 5 years with men expected to commit to the full treatment programme rather than opting into key interventions.</p> <p>At the start of treatment, men are allocated to a group of up to eight men. Groups are typically comprised of men who have committed a variety of offences and as such men who have committed sexual offences will work alongside men who haven't a conviction for a sexual offence.</p> <p>The first 2-3 years of treatment are focused on addressing early childhood trauma and neglect.</p> <p>Around year 3, the balance shifts to focus more explicitly upon offending behaviour.</p> <p>All men are allocated an individual therapist who will, so far as is possible, work with them for the full 5 years.</p> <p>The remaining interventions are completed within the group the prisoner was allocated to at start of treatment.</p>

	<p>Treatment is informed by cognitive interpersonal treatments such as Schema Focused Therapy (SFT) and Sensorimotor psychotherapy. In addition to 5 years of individual therapy, the following groups are completed:</p> <ul style="list-style-type: none"> • Human Relationships; • Cognitive Interpersonal Group Therapy (runs throughout the therapy programme); • Schema Focused Therapy; • Affect Regulation Therapy; • Offence Focused Therapy (begins in year 3); • Addictive Behaviours; • Interpersonal Relationships
Approximate length of intervention	5 years
Contact Details	

Psychologically Informed Planned Environments (PIPE)

HMP Frankland – Progression PIPE	
Address	HMP Frankland, Finchale Avenue, Brasside, Durham, DH1 5YD
Description of service:	<p>The Psychologically Informed Planned Environment (PIPE) at HMP Frankland is an environment for residents to continue to practice and develop skills from previous treatment work, in day to day life. Staff have specialist training to help support residents and develop their understanding of their pro-social relationships and behaviour. This is done through maximising learning opportunities within ‘ordinary’ living experiences. This aims to improve residents’ understanding of risk factors and effective management strategies, their psychological well-being and relationships with others. It also aims to improve access and progression through services to ensure effective risk management; this may be helping residents to prepare for their next step, whether this is to live more pro-socially with the high secure estate, a lower category prison or release into the community.</p> <p>Please note, that while a number of residents have been successfully downgraded from category A status, this is not the purpose and function of the PIPE.</p>
Delivery Partners	NHS England, HMPPS.
Number of places	21.
Residential or non-residential	Residential.
Entry Criteria	<p>To be considered suitable for the Progression PIPE, the individual:</p> <ul style="list-style-type: none"> • Must be convicted and classified as either Category A status or Category B status with RC1 restrictions stipulating they must reside in the High Security Estate; • Is serving an indeterminate sentence or has a at least six months remaining on a determinate sentence before release; • Must be prepared to reside in a mixed regime environment and sign a compact to this effect; as both main location and those with Vulnerable Prisoner (VP) status reside on the unit; • Is likely to have been screened into the Offender Personality Disorder (OPD) Pathway on their OASys. <i>Please note: the PIPE is also available to individuals who are not screened in, but demonstrate an identified need for further support with skills consolidation;</i> • Presents with a complex personality difficulties that are likely to meet criteria for a personality disorder. Individuals may, but are not required to have a diagnosis of personality disorder; • Presents with a complex personality difficulties that are assessed as being functionally linked to their risk of offending; • Has to have completed high intensity offending behaviour treatment. <i>Please note completion of the Thinking Skills Programme (TSP) alone is not sufficient to meet criteria;</i>

	<ul style="list-style-type: none"> • Should demonstrate an acceptable level of risk that does not require immediate treatment, but needs monitoring and will benefit from further consolidation of their skills. <i>Please note: There is no stipulation that the individual has completed all identified treatment. Some individuals may be part way through their identified treatment pathway and are required to consolidate skills or demonstrate some risk reduction in order to continue on their progression pathway. For example, an individual may need to consolidate skills to demonstrate sufficient risk reduction to be downgraded to Category B status before engaging in further intensive treatment not available within the High Secure Estate such as a Therapeutic Community;</i> • Is not currently experiencing any active mental health problems. Any current mental health problems must be manageable outside of the healthcare centre; • Demonstrates an intellectual ability to engage in mainstream prison regime activities; • Is self-motivated to engage with PIPE living and can contribute to the development of the social environment and be willing to commit to stay for between 6 to 24 months.
Catchment Area	Any individual residing in the High Secure Estate who is classified as either a Category A status or Category B status with RC1 restrictions stipulating they must reside in the High Security Estate.
Treatment/Intervention offered	<ul style="list-style-type: none"> • PIPE living; • Structured sessions; • Socially creative sessions; • Key worker sessions; <p>Please note that residents <i>DO NOT</i> engage in formal treatment on a Progression PIPE, as the focus is on skills consolidation.</p>
Approximate length of intervention	Minimum: 6 months Maximum: 2 years
Contact Details	<p>Referral queries: <i>Functional mailbox:</i> [REDACTED]</p> <p>PIPE Team Clinical Lead: [REDACTED] Email: [REDACTED] Telephone No: [REDACTED]</p> <p>Clinical Support: [REDACTED] Email: [REDACTED] Telephone No: [REDACTED]</p> <p>Operational Lead: [REDACTED] Email: [REDACTED] Telephone No: [REDACTED]</p>

HMP Long Lartin – Preparation PIPE	
Address	HMP Long Lartin, South Littleton, Evesham, WR11 8TZ.
Description of service:	The Preparation PIPE at HMP Long Lartin is aimed at convicted men who are experiencing barriers to engaging with their next point on their treatment pathway. These men have commonly been described as “stuck”. The barriers to accessing appropriate treatment services may be external or internal to the individual. The PIPE aims to help men reduce these barriers so they can access their treatment pathway, with a view to reducing risk and achieving sentence progression. The PIPE aims to provide opportunities for the men to develop more functional relationships with others, learn to work and live in groups, and through maximising ordinary lived in experiences, learn to manage behaviours that have prevented them from accessing treatment previously.
Delivery Partners	NHS England, HMPPS.
Number of places	14.
Residential or non-residential	Residential.
Entry Criteria	To meet criteria for the preparation PIPE, the person being referred should: <ul style="list-style-type: none"> • Present with personality difficulties that are likely to meet criteria for personality disorder. Prisoners will not be required to have a formal diagnosis of personality disorder; • Present with personality difficulties assessed as being functionally linked to risk of offending; • Be able and willing to commit to between 6 months and 2 years of constructive engagement on the PIPE; • Be assessed as not currently <i>eligible</i> for the next point on their treatment pathway or not currently <i>ready</i> for the next point on their treatment pathway; • Be assessed as suitable for conditions of high security; • Assessed by the PIPE team as likely to progress in response to the underpinning values and objectives of the ‘Enabling Environment’.
Catchment Area	Any Category A or B prisoner in the High Security Estate.
Treatment/Intervention offered	<ul style="list-style-type: none"> • PIPE living; • Structured sessions; • Socially creative sessions; • Key worker sessions.
Approximate length of intervention	Minimum: 6 months Maximum: 2 years
Contact Details	Referral queries: Functional mailbox: [REDACTED]

Clinical Team:

[Redacted]

Tel.

[Redacted]

HMP Whitemoor – Progression PIPE	
Address	HMP Whitemoor, Longhill Road, March, PE15 0PR.
Description of service:	The Psychologically Informed Planned Environment (PIPE) at HMP Whitemoor is an environment for residents to continue to practice and develop skills from previous treatment work, in day to day life. Staff have specialist training to help support residents and develop their understanding of their pro-social relationships and behaviour. This is done through maximising learning opportunities within 'ordinary' living experiences. This aims to improve residents' understanding of risk factors and effective management strategies. It also aims to improve access and progression through services to ensure effective risk management; this may be helping residents to prepare for their next step, whether this is to a lower category prison or to live more pro-socially within LTHSE.
Delivery Partners	NHS England, HMPPS.
Number of places	30.
Residential or non-residential	Residential.
Entry Criteria	<ul style="list-style-type: none"> • The prisoner is a Category A/B adult male prisoner who can locate onto normal location (not a vulnerable prisoner); • The prisoner has completed high intensity offending behaviour treatment, ideally in the last 12 months; • The prisoner demonstrates an acceptable level of risk that does not require immediate treatment, but needs monitoring and will benefit from further consolidation of their skills; • The prisoner has been screened into the OASys personality disorder pathway or has been assessed with a personality disorder; • The prisoner has a minimum of 6 months to serve or is an indeterminate sentenced prisoner; • The prisoner is not currently experiencing any active mental health problems. Any current mental health problems must be manageable on normal location; • The prisoner demonstrates an intellectual ability to engage in mainstream prison regime activities; • The prisoner is self-motivated to engage with PIPE living and can contribute to the development of the social environment.
Catchment Area	Any Category A or B prisoner in High Security Estate.
Treatment/Intervention offered	<ul style="list-style-type: none"> • PIPE living; • Structured sessions; • Socially creative sessions; • Key worker sessions.


Approximate length of intervention	Minimum: 6 months Maximum: 2 years.
Contact Details	<u>Referral queries:</u> <i>Functional mailbox:</i> [REDACTED] <u>Clinical Team:</u> [REDACTED] Tel. [REDACTED]

Separation Centres

Separation Centres	
Address	HMP Frankland, HMP Woodhill, HMP Full Sutton (Currently unoccupied)
Description of service:	The overall aim of a Separation Centre is to hold prisoners who present a risk to security, order and control as a result of their extreme views or ideology and who through their actions present a risk that cannot be managed on normal location. The Separation Centres must operate according to clearly defined standards set within the broader context of the Prison Service's and the High Security Estate's strategic priorities. Prisoners will be held in a Separation Centre in accordance with Prison Rule 46A.
Delivery Partners	HMPPS.
Number of places	HMP Frankland – 8 HMP Woodhill – 12 HMP Full Sutton- currently unoccupied
Residential or non-residential	Residential.
Entry Criteria	<p>Prisoners are referred in accordance with the PSI 05/2017 Separation Centre Referral Manual.</p> <p>Referral criteria includes the following:</p> <ul style="list-style-type: none"> • In the interests of national security. This refers to protection against threats such as terrorism, espionage and sabotage, the activities of foreign powers and from actions intended to overthrow or undermine parliamentary democracy by political, individual or violent means; • To prevent the commission, preparation or instigation of an act of terrorism, a terrorism offence or an offence with a terrorist connection, whether in prison or otherwise. This is in line with the meaning of Section 1 of the Terrorism Act 2000. An "offence with a terrorist connection" means an offence listed in Schedule 2 of the Counter-Terrorism Act 2008. A "terrorism offence" means an offence listed in section 41(1) of the Counter-Terrorism Act 2007. Referral will be on the basis that intelligence or information indicating that the prisoner is actively working to commission, prepare or instigate an act of terrorism or terrorist offence whilst in prison custody and as such may be best managed through separation from the mainstream prison population; • To prevent the dissemination of views or beliefs that might encourage or induce others to commit any such act or offence, whether in prison or otherwise, or to protect or safeguard others from such views or beliefs. The influencing of others in this regard, particularly those who are vulnerable, with such views, would

	<p>similarly be a focus of referral and may stretch beyond other prisoners to members of the public;</p> <ul style="list-style-type: none"> • To prevent any political, religious, racial or other views or beliefs being used to undermine good order and discipline in a prison. This refers to where political, religious or racial views or beliefs or other ideology held by a prisoner are used and disseminated to undermine the normal safe operation of a prison or part of a prison creating a risk to the safety and security of staff and prisoners. This definition or a threat to good order and discipline is separate from the operation of Prison Rule 45 which determines a removal from association. <p>A referral can be commenced by any prison establishment or agency via the designated route. It is essential before referring a prisoner to the Separation Centre that:</p> <ul style="list-style-type: none"> • One or more of the referral criteria is met; • The risk a prisoner presents in relation to the criteria described above cannot be sufficiently managed on mainstream location; • Consideration is given to how and why other management and existing control strategies are insufficient to protect the public, wider prisoner populations, staff and visitors; • The referral to separate will be non-discriminatory, proportionate, transparent and legally defensible.
Catchment Area	National.
Treatment/Intervention offered	<ul style="list-style-type: none"> • Risk assessment; • Healthy Identity Intervention (HII); • Bespoke interventions to address criminogenic needs if required.
Approximate length of intervention	<p>The Separation Centre Management Committee (SCMC) are the responsible body for all reviews to deselect a prisoner from the unit. All prisoners held in the Separation Centre will be reviewed on a quarterly (3 monthly) basis from the date of selection. The decision to retain the prisoner in accordance with Prison Rule 46A in the Separation Centre or to de-select them will be taken by the SCMC. Reports from a range of disciplines are completed in preparation for the reviews and representations from the prisoner will also be considered. Therefore the length of intervention is unknown and is de-selection is dependent on the individual's progress on the unit and whether or not he can be safely managed on mainstream location.</p>
Contact Details	<p>Operational Lead [REDACTED] Clinical Lead [REDACTED] [REDACTED]</p>

Young Adults

HMYOI Aylesbury Pathway Service	
Address	HMYOI Aylesbury, Bierton Road, Aylesbury, BUCKS, HP20 1EH
Description of service:	The Aylesbury Pathways Service aims to provide holistic treatment for young men at high risk to others with persistent emotional, behavioural and psychological difficulties, which may indicate an emerging personality disorder. It is a non-residential therapies service staffed by specially trained prison officers and clinical staff from the National Health Service. There are two levels of service provision: an Outreach Service involving preparatory and motivational work as well as a more intensive Intervention Service providing longer term therapies.
Delivery Partners	HMPPS London Pathways Partnership (with Barnet, Enfield and Haringey Mental Health NHS Trust as the as the lead NHS trust)
Number of places	45 (split between Intervention Service and Out-Reach)
Residential or non-residential	Non residential
Entry Criteria	Referrals can be either from staff within the establishment, self-referrals, or from partners in the juvenile estate. The service also screens all new receptions into Aylesbury for suitability. The service is unable to accept young adult referrals who are not already at HMYOI Aylesbury. To work with Pathways, young men need to be classified as high or very high risk of harm to others, with signs of an emerging personality disorder and with some willingness to engage in the support provided. Those with both sexual and violent offences are eligible.
Catchment Area	National
Treatment/Intervention offered	Young men accessing the Intervention Service are provided with an individually tailored therapeutic programme, which includes group and individual interventions targeting personal vulnerabilities and offending behaviour. The service provides regular keywork and access to psychological, family, art and occupational therapies. The service also provides support to two Enabling Environment wings in the prison. Those accessing the service are expected to work and to access education and offending behaviour programmes as normal.
Approximate length of intervention	Minimum of 1 year left to serve for the Intervention Service, with no upper limit (except that imposed by the age criteria of the institution).
Contact Details	

October 2021

Long Term Category B

HMP Swaleside Pathways Service: Provision PIPE	
Address	Provision PIPE, Pathways Service, HMP Swaleside, Brabazon Road, Eastchurch, Isle of Sheppey, Kent, ME12 4AX.
Description of service:	<p>The Pathways Service has been designed for high risk offenders with emotional, relationship and behavioural difficulties that prevent them from completing their sentence plan.</p> <p>The Provision PIPE aims to provide a supportive PIPE environment to male offenders, most of whom who are ready to engage in relevant treatment and interventions to address areas of need. This need may relate to emotional, interpersonal and behavioural difficulties which are related to their personality pathology. Residents on the Provision PIPE will have access to the Treatment Service which will aim to address needs based on individual formulations. Residents on the PIPE will also have access to the Offending Behaviour Programmes (OBPs) within HMP Swaleside and be supported to access the appropriate and relevant programmes on offer. In the initial phase of stay on the PIPE, residents will work together alongside their officer keyworker and allocated clinician from the Treatment Service in developing a collaborative formation which will then inform their treatment pathway. The service provides spaces for up to 10 pre-treatment men with complex needs who may be unable currently to tolerate formal therapeutic interventions, 35 men in treatment and 15 in an active maintenance post treatment phase. Residents are likely to spend 18 months on the Provision PIPE.</p>
Delivery Partners	NHS and HMPSS.
Number of places	60
Residential or non-residential	Residential.
Entry Criteria	<ul style="list-style-type: none"> • Adult male; • At least 18 months left to serve on their sentence; • High risk harm – OASys score; • Personality difficulties, however a diagnosis is not necessary; • Some level of motivation but do accept a level of ambivalence; • Managed by National Probation Service. • The unit is currently unable to accept sex offenders. • Category B offenders only. <p>Referrals are accepted from prisoners as well as Probation, Health and Secure Hospitals and prisons.</p>


	The unit does not accept prisoners who have evidenced use of weapons or serious custodial violence in the last three months.
Catchment Area	London, South, South East, South West of England, Wales. Out of catchment areas cases are also considered.
Treatment/ Intervention offered	<p><i>Provision PIPE:</i></p> <ul style="list-style-type: none"> • Fortnightly key work sessions by a PIPE officer with input by an allocated clinician • Weekly structured groups; • Socially creative groups; • Community meetings; • PIPE support whilst completing Offender Behaviour programmes • Access to the treatment service
Approximate length of intervention	<p>Minimum: 6 months Maximum: 24 months For those engaged in the Treatment Service, length of stay is dependent on the individual pathway but is typically 18 months.</p>
Contact Details	<p>Clinical Lead- [REDACTED] Operational Lead- [REDACTED] Referrals coordinator – [REDACTED] Clinical and Strategic Lead - [REDACTED] Operational Governor – [REDACTED] Tel: [REDACTED] Email: [REDACTED]</p>

HMP Swaleside Pathways Service – Swaleside Outreach service (SOS)	
Address	HMP Swaleside, Brabazon Road, Eastchurch, Isle of Sheppey, Kent, ME12 4AX
Description of service:	<p>The Outreach Support Service is designed to manage prisoners who have demonstrated highly challenging, persistently problematic, and serious or escalating violence. This group of prisoners are consequently considered to present a high risk of harm in terms of risk to others or self, safety, and order within the custodial setting. The model allows a small cohort of prisoners on the caseload to be able to engage in a day-centre environment. The service offers 3 tiers of intervention.</p> <p>Tier 1- short term crisis intervention- outreach Tier 2- medium term intervention with access to daycentre Tier 3- non-residential treatment service</p>
Delivery Partners	Oxleas NHS and HMPPS
Number of places	Currently 5 Tier 1- short term crisis intervention 20 Tier 2- medium term intervention with access to daycentre 10-15 Tier 3- non-residential treatment service
Residential or non-residential	Non-residential
Entry Criteria	<p>Tier 1 – For HMP Swaleside residents who are displaying behaviour indicative of being in a crisis that carries a high risk of harm to self or others.</p> <p>Tier 2- For residents who have displayed a period of instability for a protracted period. Typically there is an escalation in the behaviour. They are challenging and problematic to the smooth running of the establishment and in turn and struggling to progress.</p> <p>Tier 3-Cases held for interventions through the treatment service whether it is one to one work or groups. Eligibility is through the assessment process and on a case by case basis. For men at HMP Swaleside who are stable, motivated to engage in treatment, screen into the OPD pathway who are unable to access other treatment interventions.</p>
Catchment Area	Currently residing in HMP Swaleside
Treatment/Intervention offered	<p>Outreach visits to residents in their location for enhanced support</p> <p>Daycentre interventions Formulation/Functional analysis of problem behaviours Motivational interventions Brief psycho-educational interventions (1:1 group) Scaffolding supportive relationships</p>

	<p>individual key-work structured groups (therapeutic/socially creative)</p> <p>Potential/usual progression pathways from this service: Residential Unit, PIPE, Accredited Programmes.</p>
<p>Approximate length of intervention</p>	<p>Tier 1- 1 week Tier 2- 4-6 months</p>
<p>Contact Details</p>	<p>Clinical Lead: [REDACTED] Operational Lead: [REDACTED] Clinical and Strategic Lead: [REDACTED] Operational Governor: [REDACTED] Telephone: [REDACTED] Email: [REDACTED]</p>

HMP Swaleside Pathways Service – Treatment Service	
Address	HMP Swaleside, Brabazon Road, Eastchurch, Isle of Sheppey, Kent, ME12 4AX
Description of service:	The Treatment Service offers intensive therapeutic support for those prisoners who are able and motivated to address their personality, emotional and interpersonal difficulties when they are resident on the Provision PIPE or as part of the outreach service (tier 3). The Treatment Service also encourages desistance within a flexible and sustainable programme. The interventions are formulation driven and drawn from NICE guidelines for the treatment of personality disorder. The service is based on models of attachment and desistance and aims to provide evidence-based and formulation driven treatment for prisoners with pervasive psychological difficulties that may meet the criteria for personality disorder. Intervention follows Livesley’s model of treatment: phased therapy that focusses on skills development prior to engaging in work to address more pervasive and entrenched difficulties allowing for a treatment plan tailored to the individual’s needs.
Delivery Partners	Oxleas NHS and HMPPS
Number of places	N/A
Residential or non-residential	For Provision PIPE residents and Outreach Service Tier 3 cases
Entry Criteria	<p>Entry criteria for the Treatment Service:</p> <ul style="list-style-type: none"> • Those who are unsuitable for accredited programmes, or who have completed them but have outstanding treatment needs related to offending, emotional management and personality; • May suit prisoners who are willing to engage in treatment but are unable to tolerate the intensity of a Therapeutic Community or a PIPE. • Screened into the OPD pathway
Catchment Area	Currently residing at HMP Swaleside
Treatment/Intervention offered	<p>Treatment includes</p> <ul style="list-style-type: none"> • 1:1 psychological intervention; • Short introductory/psych-educational groups; • Intermediate intensity groups (12-16 weeks) focusing on interpersonal skills (DBT informed), entrenched patterns of relating (Schema focused) and understanding and managing risk (based on structured risk assessments); • Intensive group treatment (12-18 months long) which currently included MBT.

Approximate length of intervention	From 12 weeks to 18 months
Contact Details	Clinical Lead: [REDACTED] Operational Lead: [REDACTED] Clinical and Strategic Lead: [REDACTED] Operational Governor: [REDACTED] Telephone: [REDACTED]

HMP Swaleside B Wing	
Address	Bravo Wing Landing, HMP Swaleside, Brabazon Road, Eastchurch, Isle of Sheppey, Kent, ME12 4AX.
Description of service:	A self-contained wing that provides a service and environment for situational VPs
Delivery Partners	HMPPS.
Number of places	126
Residential or non-residential	Residential.
Entry Criteria	Most of the referrals are from the establishment and from Safer Custody locations.
Catchment Area	HMP Swaleside.
Treatment/Intervention offered	There is no treatment or intervention offered but access to education and some accredited or validated interventions is facilitated as required/available.
Approximate length of intervention	Unlimited.
Contact Details	

HMP Gartree – Progression PIPE	
Address	PIPE, H wing, HMP Gartree, Market Harborough, Leicestershire, LE16 7RP.
Description of service:	Progressive PIPE: Psychologically Informed Planned Environment offering the opportunity for clients who have completed high intensity treatment to consolidate their skills and learning.
Delivery Partners	NHS funded, HMPPS led.
Number of places	60.
Residential or non-residential	Residential.
Entry Criteria	<ul style="list-style-type: none"> • Adult Male; • Must have completed high intensity treatment within the last 12 months; • Must be category B security status; • Must be serving a life sentence (IPP or mandatory); • Intellectually Disabled prisoners are considered on a case by case basis; • Must be self-motivated (it cannot be a mandatory requirement of their sentence plan); • reened onto the OPD pathway; • Must be demonstrating stable behaviour; • Must be adjudication free for 3 months; • Cannot be on an open ACCT document;
Catchment Area	National.
Treatment/Intervention offered	<p>The focus is on consolidation of skills. The following session are offered:</p> <ul style="list-style-type: none"> • Structured Sessions. • Creative Sessions. • Key worker sessions. • Use of Good Lives Model to support progress.
Approximate length of intervention	<p>Minimum: 6 months Maximum: 24 months. Average stay is between 10 – 18 months.</p>
Contact Details	<p>Clinical Lead – ██████████ ██████████ Operational Lead – ██████████ ██████████ Tel - ██████████</p>

HMP Gartree – Therapeutic Community	
Address	Gartree Therapeutic Community HMP Gartree Gallowfield Road Market Harborough Leicestershire LE16 7RP.
Description of service:	A high intensity offending behaviour programme for residents serving indeterminate sentences with longstanding emotional and relationship difficulties that link to their offending. The unit is accredited by The Community of Communities as part of the Royal College of Psychiatry. The programme is part of the National OPD Pathway.
Delivery Partners	HMPPS.
Number of places	25.
Residential or non-residential	Residential.
Entry Criteria	<ul style="list-style-type: none"> • Motivated to change problematic behaviour and commit to a therapeutic process that can last up to three years; • No current or past sexual offences; • Not appealing conviction/accepts responsibility for offence or offending; • There is no need for a diagnosis of Personality Disorder. • Free of medication and/or able to look at working towards this. <p>Exclusion criteria:</p> <ul style="list-style-type: none"> • Discretion is used around the boundary of six months free of adjudications and self-harm; on occasion this is reduced to a three month stability criteria in order to be considered for assessment. <p>Most referrals come from within HMP Gartree and some come from other Category B establishments of High Secure Prisons or Hospitals. There is currently no waiting list. The waiting list tends to be short, though external applicants will typically transfer onto main location in the prison as we do not carry spaces.</p>
Catchment Area	National.
Treatment/Intervention offered	Every part of the living-learning experience of the TC is part of the therapeutic intervention and includes but is not limited to the following: <ul style="list-style-type: none"> • Twice weekly community meetings;

	<ul style="list-style-type: none"> • Small therapy groups three times weekly (one of which might be a core creative psychotherapy); • Three all-day business meetings between community members and staff per year; • Team-building groups; • Family Days; • A cooking club; • Body/movement therapy in the form of Somatic Experiencing for working with trauma; • Professional visitor days; • Community jobs; • Core Creative Psychotherapies such as psychodrama, dramatherapy, art therapy; <p>Progression from this unit is usually to HMP Gartree PIPE.</p>
<p>Approximate length of intervention</p>	<p>There is not a fixed length of time. Service Users are asked to make an open commitment to therapy lasting 18 months to 3 years although the average length of stay is up to three years typically.</p>
<p>Contact Details</p>	<p>Clinical Lead: [REDACTED] [REDACTED] Tel - [REDACTED] Operational Lead: [REDACTED] [REDACTED] Tel - [REDACTED]</p>

HMP Gartree – Therapeutic Community Plus (TC+)	
Address	TC+ HMP Gartree Gallowfield Road Market Harborough Leicestershire LE16 7RP.
Description of service:	The TC+ operates within the same framework and model of mainstream Democratic Therapeutic Communities (DTCs) in prisons. However the approach is contextualised to support offenders with Learning Difficulties (IQ range 60-80) who pose a high risk. The intended outcomes are the same as those for a mainstream DTC.
Delivery Partners	HMPS, NHS, via Notts Healthcare. (Offender health)
Number of places	12.
Residential or non-residential	Residential.
Entry Criteria	<ul style="list-style-type: none"> • IQ range 60-80; • Life or IPP sentence. <p>Exclusion Criteria:</p> <ul style="list-style-type: none"> • Index offence is a sexual offence (Gartree prison criterion); • Taking substances; • The presence of an enduring mental illness. <p>Referrals usually come from Category B prisons or High Secure Prisons or Hospitals.</p> <p>In terms of a waiting list there are usually three to ten men waiting or being assessed for suitability.</p>
Catchment Area	National.
Treatment/Intervention offered	<p>The entire living-learning experience of the TC+ is part of the therapeutic intervention and it is adapted to meet the needs of men with LD. Interventions use CBT, social learning theory and psychodynamic approaches primarily in group settings with individualised support. The following interventions are accessible:</p> <ul style="list-style-type: none"> • Group Therapy; • Structured community living; • Daily small groups and community meetings; • Use of community activities to promote skill development and generalisation; • Staff supporting the community in democratic decision making and providing pro-social role models;

	<ul style="list-style-type: none"> • Staff and prisoners challenging and giving feedback about behaviour that is anti-social or linked to offending behaviour patterns; • In addition to unstructured therapy groups, TC+ members attend semi-structured therapy sessions as part of ‘themed’ modules. Each module aims to address treatment need in a particular risk area (e.g. Criminal thinking module) • Core Creative Psychotherapies; Art Therapy and Drama Therapy. <p>TC+ utilises a slower pace of learning, higher staffing levels, shorter groups with smaller numbers and creative learning methods. Learning and information is displayed in written or pictorial form around the unit.</p> <p>Progression pathways are varied depending on individual needs. Often a PIPE setting is sought after completion of engagement on the TC+.</p>
<p>Approximate length of intervention</p>	<p>3 years +</p>
<p>Contact Details</p>	<p>Clinical Lead: [REDACTED] [REDACTED]</p> <p>Operational Lead: [REDACTED]</p>

HMP Garth – Building Hope Unit (BHU)	
Address	Building Hope Unit HMP Garth Ulnes Walton Lane Leyland Preston PR26 8NE.
Description of service:	<p>A unit designed to support and re-engage up to 32 difficult to manage men in a Cat 'B' environment.</p> <p>The Building Hope unit aims to provide a rehabilitative culture that empowers residents to stabilise their behaviour and encourage progression to achieve their individual goals and targets, in a supportive environment.</p> <p>Prisoners referred to, and located within, the Building Hope Unit will often present with a range of complex and diverse needs. The decision to re-locate a prisoner to the unit aims to:</p> <ul style="list-style-type: none"> • Provide support and guidance to encourage the individual to engage with their sentence planning targets in order to progress through their sentence; • Reduce negative, aggressive and disruptive custodial behaviour in order to enable men to prepare for and manage their own behaviour on main location.
Delivery Partners	Discover Services; Forensic Psychological Services; NHS Integrated Drug Treatment Services; NHS - Mental Health Team; HMP Garth Programmes team; National Probation Service.
Number of places	32 residents 16 peer mentors who support the residents.
Residential or non-residential	Residential.
Entry Criteria	<p>Referrals are accepted across the prison estate.</p> <p>Men referred to the Building Hope unit will be Category B Offenders who have at least one of the following:</p> <ul style="list-style-type: none"> • A long history of disciplinary offences indicative of persistent problematic behaviour; • Spent repeated periods of segregation under Prison Rule 45 - Good Order or Discipline in the last 12 months;

	<ul style="list-style-type: none">• A continuous period of segregation due to refractory behaviour in the last 6 months;• Failed to respond to attempts to manage his risk and behaviour using existing processes, Custodial Violence Management and Monitoring (CVMM) or Challenging Antisocial Behaviour (CAB), and his risk to others, or the safe operation of an establishment is deemed to be significant.• Experienced difficulties in making treatment gains from interventions or have found it difficult to engage in interventions identified on their sentence plan. <p>Plus:</p> <ul style="list-style-type: none">• <i>Expressed motivation to engage with the Building Hope Unit and make positive changes.</i> <p>Or offenders currently located in High Security Estate prisons who have:</p> <ul style="list-style-type: none">• Engaged in restrictive regimes (i.e. MCBS and CSC) and are assessed as ready for a supportive and progressive regime as a step down measure to assist with progression and sentence planning. <p>Plus:</p> <ul style="list-style-type: none">• <i>Expressed motivation to engage with the Building Hope Unit and make positive changes.</i> <p>Exclusion Criteria:</p> <ul style="list-style-type: none">• Prisoners who isolate, appear vulnerable, are under threat from others and require support in terms of protection from other prisoners will be unsuitable for the unit.• The Building Hope Unit can accommodate prisoners subject to ACCT procedures and care plans, yet the provision of ACCT involving constant observations is not possible on the unit at the current time as there are no gated cell/safer cell facilities.• The Building Hope Unit is unable to accommodate prisoners who are subject to unlocking procedures which involve numerous staff members. Such prisoners will need to be located within segregation.• The Building Hope Unit is unable to accommodate prisoners who are serving custodial sentences for sexually violent offences. The unit is located within the main prisoner population therefore there is no capacity to house sexually violent offenders.• External referrals for prisoners subject to the Parole Process will need to be considered in the first instance by the Head of Building Hope Unit prior to the completion of a referral. Most external referrals for prisoners subject to the generic Parole Process will be
--	--

	suspended pending the outcome of the Parole Board panel decision.
Catchment Area	Cat B national resource.
Treatment/ Intervention offered	<p>Each resident will have a Psychological Review completed which will outline their current custodial behaviours, barriers to engagement with interventions and a formulation of their current behaviours.</p> <p>Each resident will have a Mental Health Initial Assessment which will outline any mental health diagnosis and signpost appropriate treatment pathways. Mental Health assessments will assist the formulation and understanding of the resident’s current presentation.</p> <p>Psychological oversight will be provided to individualised collaborative target setting. The Offender Supervisor will be key in deciding the short term and long term targets which dovetail sentence planning targets.</p> <p>Each resident will be allocated a key worker and a peer mentor. They will be involved in regular key work sessions to encourage and support them in meeting their individualised targets.</p> <p>The Building Hope Unit will provide a structured range of activities to encourage active engagement with the regime.</p> <p>Progression from this unit may be a return to normal location, access to interventions or recategorisation/release.</p>
Approximate length of intervention	Individualised, maximum stay 12 months.
Contact Details	<p>Clinical Lead: [REDACTED]</p> <p>[REDACTED]</p> <p>Operational Lead: [REDACTED]</p> <p>[REDACTED]</p> <p>Functional lead: [REDACTED]</p> <p>[REDACTED]</p>

HMP Garth – Beacon Unit	
Address	The Beacon Unit, HMP Garth, Ulnes Walton, Lancashire PR26 8NE.
Description of service:	<p>The Beacon Unit is part of the National Offender Personality Disorder Pathway. The overall aim of the pathway is to reduce the likelihood of repetition of serious offending, improve psychological wellbeing and enhance the capacity of the workforce to work with prisoners with personality disorder.</p> <p>The Beacon Unit is based on a recovery and attachment model which aims to provide evidence-based specialist treatment for prisoners with personality difficulties, focusing on the role and relationship to the individual's risk and offending behaviour. Alongside formal treatment, the environment and staff group aim to promote and improve functioning and psychological wellbeing and reduce risk.</p>
Delivery Partners	Merseycare NHS Trust and HMP Garth.
Number of places	48.
Residential or non-residential	Residential.
Entry Criteria	<ul style="list-style-type: none"> • Cat B or C adult male prisoners (Cat C admissions currently under review due to Cat B prison status) • Aged over 21 years; • The service is a national service. • The prisoner is to have a minimum of three years and less than 20 years to serve; • The prisoner and his OM/OS are to be in agreement with the referral; • The prisoner is to be aware of and be able to manage on normal location as the Beacon is not a VP unit, i.e. the prisoner will be aware of and agreeable to living in a mixed offence environment (which includes men who have committed both violent and sexual offences); • The prisoner is to have a personality disorder or significant personality difficulties; • There has to be a clinically justifiable link between the prisoner's personality needs and his risk/ offending; • The prisoner's needs are assessed as presenting a high likelihood of violent or sexual offence repetition and a high/very high risk of harm to self/others; • There has to be a degree of evidence of the prisoner's ability to engage with and benefit from treatment;

	<ul style="list-style-type: none"> • The prisoner has a degree of independent motivation to come to the Beacon to address his needs and to make changes; • The prisoner’s co-morbid needs (mental illness/cognitive difficulties/autistic spectrum difficulties) must be stable and/or at a level to allow the prisoner to engage in and benefit from the programme. <p>Prisoners are generally serving a determinate term of imprisonment of at least 3 years or an indeterminate sentence of any tariff length. They can be referred at any point during their sentence but they should have time to engage in the treatment programme and some time after to monitor and consolidate skills they have learnt. Men referred to the Beacon will have complex needs consisting of emotional and interpersonal difficulties, and behaviour of a degree that causes concern in relation to their effective management and progress.</p> <p>Exclusion Criteria:</p> <ul style="list-style-type: none"> • Primary needs/diagnosis of mental illness, learning disability, cognitive difficulties, acquired brain injury, autistic spectrum disorder (i.e. these are primary factors for risk and/or at a level preventing Beacon engagement); • Primary/acute substance use needs, including ongoing/persistent misuse of prescribed medication; • Where prisoners may be in denial of their offence(s), the implications of this for their treatment, engagement and benefit from the Beacon will be considered; • Evidence of acute/imminent and persistent high risk to others/self, e.g. recent ongoing incidents of physical aggression/harm to others, persistent and severe self-injury; • Prisoners who are in their parole window or less than three months away from their parole window opening cannot be accepted for referral; <p>The majority of referrals come from within the prison system. The Beacon Unit accepts referrals from secure health provision with the need for a potential return establishment. Referrals can be made by anyone working with the individual prisoner or the prisoner themselves if the prisoner, OM and OS are in agreement with the referral.</p>
Catchment Area	The Beacon is a national service.
Treatment/Intervention offered	The Beacon is based upon a recovery and trauma and attachment model which aims to provide evidence-based specialist treatment for prisoners with personality difficulties. Individualised assessments and treatment plans are provided in both group and individual formats. A shared

	<p>therapeutic framework will structure the service based on Livesley's (2012) phases of treatment.</p> <p>LIVESLEY'S PHASES OF CHANGE</p> <ul style="list-style-type: none">• Establishing safety;• Containment of symptoms;• Regulation and control;• Exploration and change;• Integration and synthesis; <p>These phases of therapy facilitate gradual and progressive skill-building before more entrenched difficulties are addressed. They aim to aid the integration of a number of treatment approaches in a coherent and structured way.</p> <p>The promotion of social inclusion, hope and empowerment for change are central tenets of the recovery-based philosophy. Trauma and attachment models and principles inform all interventions and interactions within the overall service therapeutic milieu.</p> <p>Treatment interventions are formulation based and include a range of group and 1:1 interventions based on a range of psychological and occupational models. These include:</p> <ul style="list-style-type: none">• Schema• CAT• Mentalisation• CBT• Integrative• RAID• Drama and Art Therapy. <p>The unit also provides:</p> <ul style="list-style-type: none">• Risk/Clinical assessments;• Community meetings• Occupational Therapy• Social work and family liaison• Modular intensive evidence based psychotherapy• Outreach and consultancy <p>Potential progression out of unit is dependent on individual need but can include progression PIPES, Community PIPE, TCs, Normal location and Offending Programmes, Release and other PD Treatment services in the Pathway including high secure and/or Cat C.</p>
--	--

Approximate length of intervention	2- 3 years with some flexibility dependent on individual needs / case issues.
Contact Details	[REDACTED] Operational Lead [REDACTED] [REDACTED] Website links via Merseycare website. [REDACTED]

HMP Garth – Residential Support Unit (RSU)	
Address	Residential Support Unit HMP Garth Ulnes Walton Lane Leyland Preston PR26 8NE.
Description of service:	A residential unit for those who struggle to cope on normal location for various reasons such as debt, gang issues or mental health problems.
Delivery Partners	HMPPS
Number of places	85. (currently under review)
Residential or non-residential	Residential.
Entry Criteria	Application form stating reasons support is required. Completion of behaviour compact. An assessment interview is conducted by unit CM or SO for suitability. The waiting list is typically 4-6 weeks.
Catchment Area	HMP Garth. (currently under review)
Treatment/Intervention offered	A community separated from normal location. Education, Programmes, Discover – Drug and Alcohol misuse, Peer led group work, Achieve – Future Planning, Mental Health group / 1-1 work, Family contact and support.
Approximate length of intervention	No set parameters. Potential progression pathway is: <ul style="list-style-type: none"> • Back onto normal location; • Beacon Personality Disorder Unit; • Building Hope Unit; • Therapeutic Community; • Transfer to a different establishment.
Contact Details	<div style="background-color: black; width: 100px; height: 15px; margin-bottom: 5px;"></div> <div style="background-color: black; width: 300px; height: 15px; margin-bottom: 5px;"></div> <div style="background-color: black; width: 250px; height: 15px; margin-bottom: 5px;"></div> <div style="background-color: black; width: 100px; height: 15px;"></div>

Segregation Units

Long Term and High Security Estate Segregation Units	
Address	All LTHSE prisons.
Description of service:	Segregation Units operate in pursuance of several objectives, each underpinned by a separate prison rule to provide authority for location. Primarily the purpose relates to Rule 45B, the maintenance of good order and allows for prisoners to be placed into segregation to minimise the risk from them to others or the safe and orderly running of the prison. Its function extends to use of Rule 45A, own protection, providing a discrete and safer place than mainstream accommodation for men who feel, whether substantiated or not, under threat or serious intimidation and unable to mitigate this situation via any other means. Occasionally the prison may decide to action R45A even where the prisoner concerned does not feel that a threat exists but the duty of care afforded allows for such placement. Rules 53 and 55 relate to a more traditional use of segregation, the former for those awaiting adjudication for an alleged breach of prison rules or the latter as a punishment by means of cellular confinement for a guilty finding of such a breach. This combination of rules allowing and/or legitimising segregation combine to create a multi-purpose unit which should have reintegration post any applicable rule at its centre and be seen very much as a temporary and transitional arrangement before a return to mainstream location can be managed safely.
Delivery Partners	HMPPS, healthcare provision as part of wider establishment.
Number of places	HMP Aylesbury: 14 HMP Belmarsh: 14 (including two Rule 46 designated cells) HMP Manchester: 14 HMP Woodhill: 12 HMP Frankland: 28 (including two Rule 46 designated cells) HMP Full Sutton: 25 (including two Rule 46 designated cells) HMP Long Lartin: 30 (including two Rule 46 designated cells) HMP Wakefield: 16 (including two Rule 46 designated cells) HMP Whitemoor: 30 (including two Rule 46 designated cells) HMP Garth: 24 HMP Gartree: 11 HMP Isle of Wight: 15 HMP Swaleside: 20 Capacity may vary based on number of cells out of use in the event of incidents.
Residential or non-residential	Residential.
Entry Criteria	As above regarding Prison Rule 45. Men are also held in some HSE segregation units under Prison Rule 46 as above.

Catchment Area	Not applicable.
Treatment/ Intervention offered	<p>Segregation Clinics and Drop-In sessions at HMP Full Sutton.</p> <p>Merseycare NHS Trust HOPES model for progressing people from long term seclusion is available in all HSE sites. Motivation and Engagement component of the Chromis programme available in HMP Long Lartin, Belmarsh, Woodhill and Wakefield.</p> <p>The Bridge Unit to reintegrate men from long term segregation is in development within HMP Whitemoor's segregation unit.</p> <p>Limited HMPS Forensic Psychology provision goes into some segregation units for the purpose of brief progressive intervention, assessment and consultancy. This is not a formal resource to date.</p>
Approximate length of intervention	No set parameters. All efforts are made to progress men from segregation as soon as is safe and practical to do so.
Contact Details	Via SMT contact point